




# Shopping List

Below are the items you will need to complete your closet project.



Fits 65" – 97" wide, 86" – 141" deep.  
 Top shelves or wire shelves may require cutting.

	DESCRIPTION	PART NUMBER	QUANTITY
	Selectives 48 In. Top Shelf	703400	8
	Selectives Shelf Support Kit	704000	8
	Selectives 25 In. Starter Kit	702900	2

	<p>Selectives 25 In. Door Pair</p>	<p>494600</p>	<p>2</p>
	<p>Selectives 30 In. – 48 In. Expandable Hang Rod</p>	<p>704200</p>	<p>2</p>
	<p>Selectives Corner Unit</p>	<p>703100</p>	<p>4</p>